



FAX: 1-877-349-3036 OR  
 EMAIL: medallions@aodstone.com

Date: \_\_\_\_\_ Reference# \_\_\_\_\_


Dealer Name: \_\_\_\_\_

Contact: \_\_\_\_\_

Phone: \_\_\_\_\_ Fax: \_\_\_\_\_

# AOD-BackSplash

Wheat



Metal Insert	Copper <input type="checkbox"/>	Stainless <input type="checkbox"/>	Bronze <input type="checkbox"/>	
Inner Field	Crema Marfil <input type="checkbox"/>	Emp. Dark <input type="checkbox"/>	St. Laurant <input type="checkbox"/>	Emp. Light <input type="checkbox"/>
Frame	Crema Marfil <input type="checkbox"/>	Emp. Dark <input type="checkbox"/>	St. Laurant <input type="checkbox"/>	Emp. Light <input type="checkbox"/>

Size Qty.  
 16" x 12"

24" x 18"

Coffee




Metal Insert	Copper <input type="checkbox"/>	Stainless <input type="checkbox"/>	Bronze <input type="checkbox"/>	
Inner Field	Crema Marfil <input type="checkbox"/>	Emp. Dark <input type="checkbox"/>	St. Laurant <input type="checkbox"/>	Emp. Light <input type="checkbox"/>
Frame	Crema Marfil <input type="checkbox"/>	Emp. Dark <input type="checkbox"/>	St. Laurant <input type="checkbox"/>	Emp. Light <input type="checkbox"/>

Size Qty.  
 16" x 12"

24" x 18"

Rosemary




Metal Insert	Copper <input type="checkbox"/>	Stainless <input type="checkbox"/>	Bronze <input type="checkbox"/>	
Inner Field	Crema Marfil <input type="checkbox"/>	Emp. Dark <input type="checkbox"/>	St. Laurant <input type="checkbox"/>	Emp. Light <input type="checkbox"/>
Frame	Crema Marfil <input type="checkbox"/>	Emp. Dark <input type="checkbox"/>	St. Laurant <input type="checkbox"/>	Emp. Light <input type="checkbox"/>

Size Qty.  
 16" x 12"

24" x 18"

Sunflower



Metal Insert	Copper <input type="checkbox"/>	Stainless <input type="checkbox"/>	Bronze <input type="checkbox"/>	
Inner Field	Crema Marfil <input type="checkbox"/>	Emp. Dark <input type="checkbox"/>	St. Laurant <input type="checkbox"/>	Emp. Light <input type="checkbox"/>
Frame	Crema Marfil <input type="checkbox"/>	Emp. Dark <input type="checkbox"/>	St. Laurant <input type="checkbox"/>	Emp. Light <input type="checkbox"/>

Size Qty.  
 16" x 12"

24" x 18"

Martini



Metal Insert	Copper <input type="checkbox"/>	Stainless <input type="checkbox"/>	Bronze <input type="checkbox"/>	
Inner Field	Crema Marfil <input type="checkbox"/>	Emp. Dark <input type="checkbox"/>	St. Laurant <input type="checkbox"/>	Emp. Light <input type="checkbox"/>
Frame	Crema Marfil <input type="checkbox"/>	Emp. Dark <input type="checkbox"/>	St. Laurant <input type="checkbox"/>	Emp. Light <input type="checkbox"/>

Size Qty.  
 16" x 12"

24" x 18"